

**FACT SHEET**

ZEBRA M-300-P ELECTRONIC  
TEMPERATURE SENSOR



**ZEBRA**  
CAPTURE  
YOUR EDGE



# M-300-P

Extended temperature range sensors for mobile connectivity and wireless tracking

- External -200 to +200°C temperature probe for extreme environments
- Robust Bluetooth® wireless connectivity
- Tracks temperature of trucks, containers and packaging in transit
- EDGEVue® App for mobile device setup, monitoring and cloud data sharing
- Line-of-sight sensing range of 164 feet (50 meters)
- Memory for 16,000 data points

The Zebra M-300-P is an advanced electronic temperature sensor that enables easy setup and on-demand tracking with smartphones and other Bluetooth-enabled devices. With the EDGEVue app, temperature preferences setup, such as ranges and alarms, requires no dedicated equipment, docking stations or computer software installations. As the M-300-P records the temperature, EDGEVue provides fast, on-demand data history — including geolocation data from the mobile device. In addition, the temperature data can automatically be accessed and uploaded to the cloud using the OCEABridge® gateway.

The M-300-P is a compact design, with IP40 protection for variable environments, and a magnetic mount for placement inside containers and enclosures. It features three LED status lights to indicate alarm, battery, and programmed status. The long-life lithium battery is replaceable.



Download the free EDGEVue® app from iTunes or Google Play

**FACT SHEET**

ZEBRA M-300-P ELECTRONIC  
TEMPERATURE SENSOR

**Sensor Specifications**

**Multi-use module with replaceable battery**

**Probe:** External, high-precision PT 100,  
1 meter cable

**Temperature Reading Range:** -200 to +200°C  
(-328 to +392°F)

**Module Operating Temperature Range:**  
-40 to +85°C

**Accuracy:** +/- 0.3°C

**Resolution:** 0.01°C

**Temperature Display:** °F or °C, selectable

**Certifications:** NIST® Traceable Certification,  
ISO/IEC 17025 (Cofrac) certified or traceable  
calibration available, EN12830

**Dimensions**

**Diameter:** 2 in (50 mm)

**Thickness:** 0.87 in (22 mm)

**Weight:** 2.0 oz (57 g)

**Case:** ABS, polycarbonate, aluminum IP40  
protection (PT100)

**Mounting:** 2-sided magnetic mount (“weak”  
and “strong” sides)

**Module Identification:** Customizable name  
for each Zebra device

**Battery**

**Battery:** Lithium, replaceable

**Battery Life:** The M-300-P battery life  
varies with the ambient temperature.

Typically, batteries have a shorter life in  
colder environments.

**Data Logging Functions**

**LED indicator:** Alarm status and communication

**Alarm Limits:** Programmable high and low,  
with delay

**Startup options:** Immediate, Delayed  
with programmable threshold, and Start on  
Magnet contact

**Data logging intervals:** Programmable,  
15 seconds to 59 seconds (1 second intervals)  
OR 1 to 255 minutes (1 minute intervals)

**Data logging stop:** Programmable, memory full,  
or overwrite oldest values

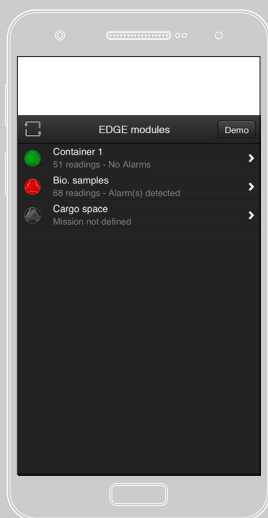
**Date/Time Stamps:** Programmable local time  
or GMT

**Memory Internal:** up to 16,000 data points

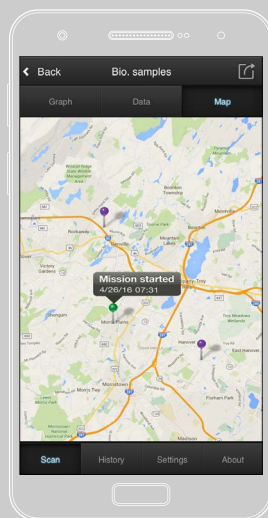
**Reports:** CSV and PDF file formats



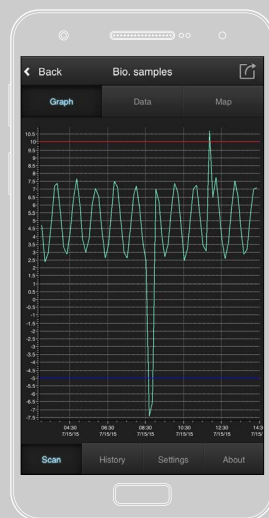
Use EDGEVue to set up  
data logging profile and  
preferences



EDGEVue automatically  
detects the M-300-P  
sensors within  
Bluetooth range



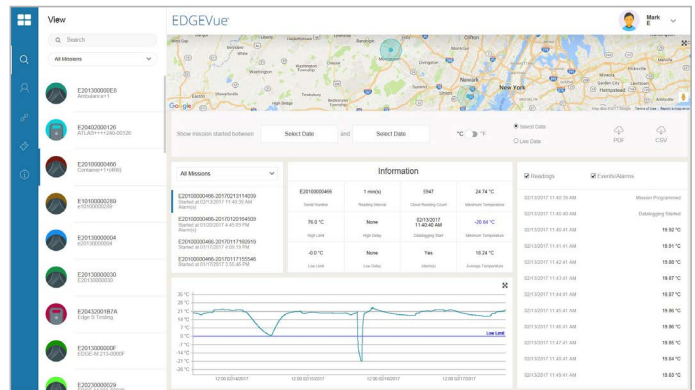
Uses smartphone/tablet  
GPS to track routes with  
detailed information



Connect to the M-300-P to  
monitor data on-demand,  
anywhere along the  
delivery route

### EDGEVue® and Wireless Specifications

- **Bluetooth® 4.2 technology**
- **Wireless range:** Line-of-sight, up to 164 feet (50 meters)
- **Device Compatibility:** Program and read with iPhone 4S or higher, iPad 3 or higher, and Android 4.4 or higher
- **Detection:** Wireless access through isothermal packaging, refrigerated vehicle siding, freezers, refrigerators and cold rooms (may depend on wall thickness and environmental conditions) EDGEVue App, Free on iTunes and GooglePlay, automatically detects Zebra devices within Bluetooth range
- **Cloud Storage and Access:** Store unlimited data on EDGECloud® and access through the EDGEVue Web application for viewing and generating reports



Access, view and manage information from Zebra sensors using the EDGEVue web application.

Tap into the future of temperature monitoring at [zebra.com/electronictempensors](http://zebra.com/electronictempensors)

COMZ Zebra M-300-P Fact Sheet V2



**NA and Corporate Headquarters**  
+1 800 423 0442  
inquiry4@zebra.com

**Asia-Pacific Headquarters**  
+65 6858 0722  
contact.apac@zebra.com

**EMEA Headquarters**  
zebra.com/locations  
contact.emea@zebra.com

**Latin America Headquarters**  
+1 866 230 9494  
la.contactme@zebra.com